

Southern Seven Health Department & Head Start Fiscal Year '24

Annual Report


MISSION

To promote a safe and healthy environment by providing preventative health care, family support services and child development programs



VISION

Making a difference in your community, one family at a time.



Explore More



Executive Director's Report

Dear Community Members,

Fiscal Year 2024 was one of much growth and development.

In Head Start, another traditional classroom was added at Jonesboro in Union County, another early classroom was added in Alexander County at Egyptian School, an early classroom was added at in Pope County. The funded enrollment for traditional Head Start is 250 and for early it is 142.

Public Health has also added new programs such tick surveillance where ticks are collected and sent to state lab for identification. The goal is to find out if there are new or emerging species of ticks in the region.

Cancer genetics testing is also a new service for Southern Seven. A simple blood draw or saliva collection can be tested to see if a person has a mutation that could make them at higher risk for cancer. Many positives have been found.

We are looking forward to new and exciting things in 2025!

Thanks so much for supporting your local health department!

Rhonda Andrews-Ray, BA, MS
Executive Director



Leadership Team

Rhonda Andrews-Ray

Executive Director
rray@s7hd.org

618-634-2297 Ext: 971118

Miranda Adams

Environmental Health Director
madams@s7hd.org

618-634-2297 Ext: 973114

Emily Boyd

Human Resources Administrator
eboyd@s7hd.org

618-634-2297 Ext: 971175

Sarah Goddard

Financial Administrator
sgoddard@s7hd.org

618-634-2297 Ext: 972104

Jennifer Parks

Early Childhood Administrator
jparks@s7hd.org

618-634-2297 Ext: 971119

Natalie Sawyer

Director of Health Education
nsawyer@s7hd.org

618-634-2297 Ext: 971136

Teresa Wilburn

Director of Nursing
twilburn@s7hd.org

618-634-2297 Ext: 970112




Regional Census Data Estimate

	Alexander Co.	Hardin Co.	Johnson Co.	Massac Co.	Pope Co.	Pulaski Co.	Union Co.	S7 Region Average	ILLINOIS Average
Population:	5,030	3,650	13,463	13,960	3,779	5,065	16,923	63,372	12,871,469
Black or African American alone	30.80%	.80%	8.50%	6.50%	5.70%	29.50%	1.4%	11.89%	14.70%
Hispanic or Latino	2.20%	2.20%	3.30%	3.40%	2.00%	2.80%	5.50%	3.06%	18.09%
High School graduate	85.80%	86.70%	82.30%	88.70%	88.80%	89.60%	89.20%	87.30%	89.70%
Persons age 25 + Bachelor's degree or higher	11.50%	11.20%	16.00%	13.80%	16.50%	11.75%	23.10%	14.84%	35.50%
Persons 65 years and over	24.20%	27.30%	21.40%	21.60%	29.50%	23.80%	22.30%	24.32%	16.60%
With a disability, under age 65	18.70%	21.90%	8.40%	14.20%	15.00%	15.75%	11.50%	15.06%	7.30%
Median household income	\$34,709	\$50,874	\$55,363	\$51,195	\$43,140	\$37,308	\$51,655	\$46,321	\$68,428
Median Value of owner-occupied housing units	\$56,100	\$77,500	\$117,500	\$88,500	\$114,600	\$61,300	\$110,500	\$89,429	\$202,100
Persons in poverty	24.20%	18.00%	14.90%	14.80%	15.60%	20.40%	14.00%	17.41%	11.00%
Persons enrolled in HFS	58.27%	41.70%	25.04%	39.18%	30.99%	44.98%	36.75%	39.56%	26.73%



Establishments within the Region

	Alexander	Hardin	Johnson	Massac	Pope	Pulaski	Union	Total
<i>Grocery Stores</i>	1	1	3	1	0	2	4	12
<i>Gas Stations</i>	1	3	6	5	1	4	6	26
<i>Convenience Stores</i>	3	1	2	2	1	3	6	18
<i>Liquor, Bar, Tavern</i>	6	3	5	6	2	2	13	37
<i>Physicians</i>	7	1	4	5	2	1	7	27
<i>Dentists</i>	1	2	2	4	1	0	2	12
<i>Farmer's Markets</i>	0	0	1	1	1	1	1	5



Early & Traditional Head Start

Head Start programs support childrens' growth from birth to age 5 through services centered around early learning and development, health, and family well-being. Head Start staff actively engage parents, recognizing family participation throughout the program as key to strong child outcomes. Head Start services are available at no cost to children ages birth to 5 in eligible families. Head Start preschool services work with children ages 3 to 5 and their families. Early Head Start services work with families that have children ages birth to 3, and many also serve expectant families. Many programs operate both Head Start preschool and Early Head Start services. Programs deliver child development services in center-based, home-based, or family child care settings. Head Start programs operate in every state, many tribal nations, and several U.S. territories, including Puerto Rico. All Head Start programs continually work toward our mission for eligible children and families to receive high-quality services in safe and healthy settings that prepare children for school and life.

Early & Traditional Head Start

Funded Enrollment	392
Children Served During the School Year	441
Families Served During the School Year	335
Home-Based Children Served	29
Current/Former Students who were Paid Staff	
Persons Providing Volunteer Service	571
Children Transitioning to Kindergarten	97
Number of Paid Staff who were formerly Head Start Parents	41

Early Head Start Slots **142**

Traditional Head Start Slots **250**





Communicable Disease

A communicable disease, also known as an infectious or transmissible disease, is an illness caused by bacteria, viruses, parasites, or protozoa that can spread from person to person, animal to person, or animal to animal. Communicable diseases can spread through contact with contaminated surfaces, bodily fluids, blood products, insect bites, or through the air.

TB Program
 Active TB Cases 0
 Inactive TB cases 8
 TB Tests Given 620
 Direct Observation 0
 TB Medication Patients 0

Reportable Communicable Diseases

Histoplasmosis 0
 Hepatitis A 0
 Hepatitis B (Acute & Chronic) 4
 Hepatitis C (Acute) 0
 Pertussis 0
 Rocky Mountain Spotted Fever 0
 Tularemia 0
 Salmonella 11
 Streptococcal Disease 1
 Legionella 1
 Shigellosis 4
 Ehrlichiosis 3
 Haemophilus Influenza Invasive 1
 Campylobacter 20
 Cyclospora 0

Sexually Transmitted Disease

Chlamydia Cases 132
 Chlamydia Tested 18
 Gonorrhea Cases 44
 Gonorrhea Tested 18
 Syphilis Cases 4
 Syphilis Tested 78
 Total STD/HIV Cases 80

Immunizations

Immunization is the process of giving a vaccine to a person to protect them against disease. Immunity (protection) by immunization is similar to the immunity a person would get from disease, but instead of getting the disease you get a vaccine. This is what makes vaccines such powerful medicine

Total Child/Adult Immunizations Given

COVID-19	259
DTaP (Diphtheria, Tetanus, acellular Pertussis)	70
Gardasil 9	106
Hepatitis A	181
Hepatitis B	63
TwinRix (Hepatitis A&B)	5
Hib	44
IPV	38
KinRix (Diphtheria, Pertussis, IPV, Tetanus)	69
Meningitis B (Bexsero)	18
Menveo	141
MMR (Measles, Mumps, Rubella)	95
MMR/V (MMR & Varicella)	121
Pediatric (Dtap, Hep B, IPV)	18
Pentacel (DTap, IPV, Hib)	70
Pneumovax	1
Prevnar	77
RotaVirus (not injectable)	77
Seasonal Influenza	938
Shingrix	44
Tdap (Tetanus, Diphtheria, acellular Pertussis)	219
Varicella	95



Women, Infants, and Children

The Special Supplemental Nutrition Program for Women, Infants, and Children - better known as the WIC program - serves to safeguard the health of low-income pregnant, postpartum, and breastfeeding women, infants, and children up to age 5 who are at nutritional risk by providing nutritious foods to supplement diets, information on healthy eating including breastfeeding promotion and support, and referrals to health care. Currently, WIC serves 40% of the infants in the United States

Assigned Caseload 1,267
Average Monthly Caseload 1,145
Visits in Clinic 1,934
EBT Card Food Benefits Issued 13,760
Nutrition Education Contacts 2,002
Farmer's Market Food Instruments Issued 948
Pregnancy Tests Issued 26
Pregnant Average 95
Breastfeeding Average 76
Postpartum Average 71
Total Women 241
Total Infants 281
Total Children 624
Total Breastfeeding 76



Assigned
Caseload
1,267

Family Case Management

The Family Case Management Program (FCM) is a statewide program that provides comprehensive service coordination to improve the health, social, educational, and developmental needs of pregnant individuals and infants (0 - 12 months) from low-income families in the communities of Illinois. Family Case Management aims to "assess current needs within the State and provide goals and objectives for improving the health of individuals and children and for reducing infant mortality". The Family Case Management program provides assessment of client needs, linkage with Medicaid and primary medical care, referral for assistance with identified social needs, and coordination of care through face-to-face contacts and home visits at regular intervals throughout pregnancy and the infant's first year of life.

Target Caseload **559**
Average Monthly Caseload 659
Average Prenatal Case Managed 90
Average Postpartum Case Managed 259
Average Infants Case Managed 203
High Risk Infants 107
High Risk Infant Visits 428
Edinburghs (Postpartum Depression) 131
Edinburghs (Prenatal) 186



Assigned
Caseload
559

Child Health

Child health is a child's physical, mental, cognitive, social, and emotional well-being. It's not just the absence of disease or injury. Healthy children live in environments that allow them to reach their full potential.

Well Child Exams (EPSDT)	0
ASQ Development Assessments	373
WIC/FCM Clinic Visits (Infants)	594
WIC/FCM Clinic Visits (Children)	1248
HealthWorks of IL, Children Served	325
Blood Lead Tests	231
Dental Sealant Applications	23
Genetic Screenings	36
Vision Screenings	431
Vision Rescreens	51
Vision Referrals	11
Hearing Vision Screens	451
Hearing Rescreens	52
Hearing Referrals	9
Otoacoustic Emissions (OAE)	0



Environmental Health

Food Program

Permits Issued 357
Routine Inspections 514
Follow-up Inspections 165
Temporary Permits 170
Temporary Inspections 128
Complaint Inspections 5
Total Food Inspections 812

Private Septic Program

Permits Issued 136
Inspections 120
Complaint Inspections 6

Water Well Program

Permits Issued 55
Inspections 25
Test Kits Sold 25

West Nile Virus Program

Mosquito Pools Tested 143
Total Mosquitos Tested 9881
Positive Mosquito Test Pools 5
Bird Submissions 3
Positive Bird Submissions 1

Other

Animal Bites 42
Tick Submissions 177



Health Education

Health education is defined as a continuous and dynamic teaching-learning process that aims to empower individuals to make positive lifestyle-related behavioral changes to improve their health outcomes.

School Based Programs

Adolescent Health Schools Participating	36
Adolescent Health Family Life Education Participants	4117
ICHC (Illinois Catch onto Health Consortium) Student Participants	5776
ICHC New Schools	0
ICHC Maintaining Schools	20



Emergency Preparedness

Emergency preparedness is the process of making plans and taking steps to ensure that individuals and organizations are better able to safely navigate unplanned events. These plans can be put into place by governments, corporations, and households, and can be intended for specific scenarios or apply more generally. For example, keeping a first aid kit is a measure that can be used in many situations, while plans for an earthquake or chemical spill would be more specific.

Medical Reserve Corps

The Medical Reserve Corps (MRC) is a network of more than 300,000 local groups of volunteers who work to improve the health and safety of their communities. MRC volunteers include medical and public health professionals, as well as other community members. The MRC was established in 2002 after President George W. Bush's State of the Union Address

35 Trained MRC Applicants on June 30, 2024

BE READY!
Emergency Preparedness Checklist
BE PREPARED FOR 2 WEEKS!

MEDICATION
Medication and medical supplies. Ask your provider about an emergency supply.

WATER
At least 1 gallon a day per person. Consider water treatment supplies for long outages.

SANITATION
2-buckets: 1 for urine, 1 for feces. Sawdust, coffee grounds, or shredded paper to cover feces. Hand sanitizer, wet wipes, or extra water for washing.

FOOD
Non-perishable (canned, dehydrated, dried) that doesn't need much prep. Replace every 6 to 12 months. Include manual can opener.

CREATE AN EMERGENCY PLAN

HOW WILL YOU RECEIVE EMERGENCY NOTIFICATIONS?
WHAT IS YOUR SHELTER PLAN?
WHAT IS YOUR EVACUATION ROUTE?
HOW WILL YOU COMMUNICATE WITH YOUR HOUSEHOLD?

SNOHOMISH HEALTH DISTRICT
www.snohishd.org

Snohomish Health District
3020 Rucker Avenue, Suite 200
Everett, WA 98223

Chronic Disease Services

Chronic diseases are conditions that last at least one year and require ongoing medical attention, or can limit daily activities. They are the leading cause of illness, disability, and death in the United States. Chronic diseases can usually be controlled but not cured, and tend to occur in older adults.

Here are some examples of chronic diseases:

- Cancer: Includes breast, cervical, colorectal, and skin cancer
- Heart disease: Includes coronary heart disease
- Stroke: Can be ischemic or hemorrhagic, and is often caused by high blood pressure or high cholesterol
- Diabetes: Includes type 2 diabetes
- Lung diseases: Includes chronic obstructive pulmonary disease (COPD) and asthma
- Other diseases: Includes Alzheimer's disease, arthritis, epilepsy, HIV/AIDS, multiple sclerosis, and pain

Blood Pressure Screenings	6
Cholesterol Screenings	6
Fecal Immunochemical Testing (FIT)	115
FIT normal	86
FIT abnormal	29
Genetic Cancer Testing	76
Number of Mutations Found	9



FY'24 Financial Report

FY'2024 FINANCIAL STATEMENTS

STATEMENT OF REVENUE AND EXPENDITURES (UNAUDITED)

	PUBLIC HEALTH DIVISION	EARLY CHILDHOOD PROGRAMS	FY24 TOTALS
REVENUE:			
Federal Grants	1,829,202	6,549,270	8,378,472
State Grants	1,319,689	58,600	1,378,289
Misc. Rev	456,273	864,095	1,320,368
Fees	328,090	61,824	389,914
In-Kind Revenue		582,551	582,551
Local Taxes	384,488	0	384,488
Interest	1,487	0	1,487
Donations	1,321	0	1,321
Total Revenue	4,320,550	8,116,341	12,436,890
EXPENDITURES:			
Salaries/Payroll Taxes	2,148,134	3,995,763	6,143,897
Fringe Benefits	705,052	1,318,613	2,023,665
Staff Travel	70,020	67,514	137,534
Contractual	508,725	711,634	1,220,359
Commodities	338,969	468,248	807,217
Training	34,255	81,593	115,848
Direct Client Services	806	2,983	3,790
Fixed Assets	32,291	155,947	188,237
Building Improvements	33,458	52,462	85,920
In-Kind Services	0	582,551	582,551
General & Admin/Occ	494,668	369,602	864,270
Refund Expense	13,583	0	13,583
Total Expend.	4,379,961	7,806,910	12,186,871
Excess Revenue Over (Under) Expenditures	-59,411	309,430	250,019


**Cash Entries minus GAAP entry for capitalization and depreciation






Thank You

We at Southern Seven hope that you have found this annual report interesting and helpful. We are so proud of our agency!

 618-634-2297

 37 Rustic Campus Drive, Ullin, IL 62992

 <https://southern7.org>