

# Southern Seven Health Department/ Head Start/Early Head Start ANNUAL REPORT

2022 - 2023

## MESSAGE FROM THE ADMINISTRATOR

*Jennifer Parks, Early Childhood Admin.*

Southern Seven Health Department has been the grantee for the past 30 years for the federal award from the Department of Health and Human Services to operate the Head Start/Early Program in the Southern Seven Counties of Illinois: Alexander, Hardin, Johnson, Massac, Pope, Pulaski, and Union. Each year continuation grants have been funded to provide a comprehensive Birth to 5 Program for children and families.

The program operates under and is evaluated on approximately 2,000 Performance Standards (CFR 1301-1305) and Administrative Requirements (Section 644 of the Head Start Act) as indicated in the following categories: Education & Early Childhood Development; Child Health & Safety; Child Nutrition; Child Social-Emotional Health; Children with Disabilities; Family & Community Partnerships; Program Governance; Record Keeping & Reporting; Finance; Self-Assessment; Planning & Communication; and Facilities, Materials, & Equipment.

Head Start/Early is a great asset to the communities served as well as to the children and families who benefit daily from the quality programs that are offered. The data that is presented in this report reflects the services provided to the children & families of Southern Seven Head Start/Early.

I am proud to provide this snapshot of Southern Seven Health Department's Head Start/Early Comprehensive Program for children and families.

### MISSION STATEMENT

The mission of Southern Seven Health Department is to promote a safe and healthy environment by providing preventive health care, family support services, and child development programs.



## Administration

*Rhonda  
Andrews-Ray  
Executive Director*

*Emily Boyd  
Human Resources  
Administrator*

*Sarah Goddard  
Fiscal Officer*

*Jennifer Parks  
Early Childhood  
Administrator*

# GOVERNANCE - BOARD OF HEALTH

The Board of Health is a governing body responsible for overseeing the management and operations of the Southern Seven Health Department. The Board is comprised of four members from each of the seven counties in the Health Department's jurisdiction. These members are appointed independently by each respective county's Board of Commissioners (CBM). The Board of Commissioners --essentially the local government leadership-- selects and appoints individuals to serve on the Board of Health based on the appointees' qualifications, expertise, and dedication to Public Health. The Board of Health is responsible for the oversight of quality services for Head Start children and families and for making decisions related to program design and implementation.

<u>Alexander County</u>	<u>Massac County</u>	<u>Pulaski County</u>
Lisa Child Thomas	Dr. Terry Heisner (Vice President)	Lisa Casper
Rebecca Glodo	Jayson Farmer (CBM)	Mike Sharp (CBM)
Joe Griggs (CBM)	Dr. Sharon Burris (Secretary)	Debbie Brown (Treasurer)
<u>Hardin County</u>	<u>Pope County</u>	<u>Union County</u>
Darrick Armstrong (CBM)	Brian Horn	Jayson Fitzgerald
Jordan Austin	Dr. Karla Cunningham	Dr. Kathy Swafford
Dr. Loni Jo Banks	Rita McKinley	Marsha Griffin
<u>Johnson County</u>	Lindzey Barger (CBM)	Brandon Bierstedt (CBM)
Jason Taylor	Dr. Gene Zinn (President)	
Emily Taylor		
Chrissy Hayden		
Joashley Ross		

# GOVERNANCE - POLICY COUNCIL

The Policy Council is responsible for the direction of the Head Start Program, including program design and operation, and long- and short-term planning goals and objectives, taking into account the annual communitywide strategic planning and needs assessment and self-assessment. The Policy Council is made up of parents of children (a representative & alternate - A) currently enrolled in the Head Start Program and members of the community (community representative - CR) served by the Head Start Agency.

Susan Armstrong (CR)	Kirstyn Dennis	Felicia Johnson
Nanci Berger (CR)	Dustin Dennis (A)	Kaneesha Mallory (A)
Sharon Burris	Willie Dennis	Artie McBride (CR)
(Crossover Member from Board of Health)	Chelsi Diles (CR)	Jesse Myers
Breona Childs	Serina Goff	Kristin Wehrle (A)
Kim Clayton (CR)	Kathy Hutcherson (CR)	Kevin Westall (CR)
Shirley Cook	Tavish Ice (A)	Janet Williams



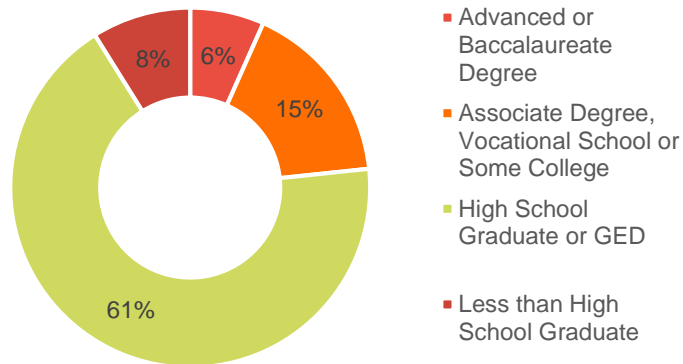
# STAFF DEMOGRAPHICS

	Head Start	Early Head Start
<b>Number of Staff</b>	75	32
<b>Number of Current/Former Parents Who Are Paid Staff</b>	43	37

# FAMILY DEMOGRAPHICS

	Head Start	Early Head Start
<b>Families Served</b>	271	171
<b>Two Parent Families</b>	123	70
<b>Single Parent Families</b>	148	101
<b>English – Primary Language at Home</b>	288	193

Educational Attainment



<b>At time of enrollment, at least on parent/guardian is employed, in job training, or in school</b>	308
• Of these families, the number in which one or more parent/guardian is employed	305
• Of these families, the number in which one or more parent/guardian is in job training	11
• Of these families, the number in which one or more parent/guardian is in school	4

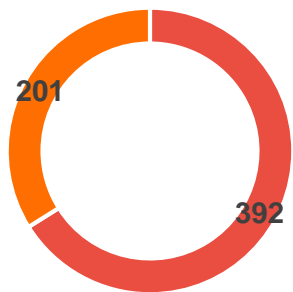


# PARENT, FAMILY & COMMUNITY ENGAGEMENT

The services that Head Start/Early provides is far more than just a classroom setting. The whole family is our concern. Each family is important and we strive to meet the needs on an individual basis. Parent meetings are held, officers are elected and events are planned that are both fun and educational. The support for the family or individuals is provided in the good times and during those difficult times as well. Educational opportunities are provided to give parents the “edge” when it comes to nutrition, parenting skills, job training and support. Parent Coordinators are located at each site to assist parents with their needs.

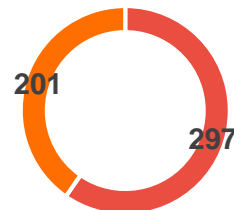
Parent Involvement Opportunities	Training Opportunities
Parent Curriculum	University of Illinois Extension – Nutrition/Cooking
Parent Orientation	Bus Safety
Family Fun Nights	Heart Health
Center Volunteers	Literacy
Parent/Teacher Conferences	Financial Literacy/Money Management
Health Services Advisory Committee Meetings	Social-Emotional
Parent Group Meetings	Transition to Kindergarten
ERSEA Committee Meetings	Family Fun Nights
Policy Council Meetings	Fire & Gun Safety
Field Trips	Child Guidance
Family Partnership Agreements	CPR/First Aid Certification
Male Involvement	Equity, Inclusion & Diversity
Community Involvement Events	

Total Volunteers



■ Head Start ■ Early Head Start

Volunteers Who Are Current/Former Head Start/Early Parents



■ Head Start ■ Early Head Start



# PARTNERSHIPS WITH THE COMMUNITY

*Head Start's comprehensive approach to services is achieved through partnering with local agencies and public schools. The list of organizations and agencies have agreements and/or memorandums of understanding with our program.*

School Districts <i>*has a Head Start/Early Classroom</i>	Special Education Cooperatives & Early Intervention Services	Community/Other
Anna	Child & Family Connections	CHESI
Buncombe	JAMP Special Education	Bethany Village
Cairo	Tri-County Special Education	Cairo Women's Shelter
Century	Wabash Ohio Valley Special Education	Dental Safari
*Cobden	Massac County Schools	Rural Health
Cypress		WIC/Family Case Management
*Dongola		Prairie Farms
*Egyptian		Lewis Bakeries
Goreville		Reppert's
*Hardin		Supply Works
*Jonesboro		US Foods
Joppa		Local Businesses
Lick Creek		University of Illinois Extension
Massac		Mental Health Agencies
Meridian		DCFS
New Simpson Hill		Shawnee Community College
*Pope		Arrowleaf
Shawnee		Centerstone
Vienna		

# TRANSITIONS & SCHOOL READINESS

*One of the main educational goals is to assure children are ready for Kindergarten. To accomplish this task, Site Supervisors and Teachers review the Kindergarten expectations from each child's future school district and incorporate those items into daily lesson plans. Individual Educational Goals are set that helps each child succeed at their own pace. This information is shared with parents and is sent to the school district before the child enters Kindergarten. For the Early Head Start Program, families are included in the process as children transition from Early to the Head Start Program.*

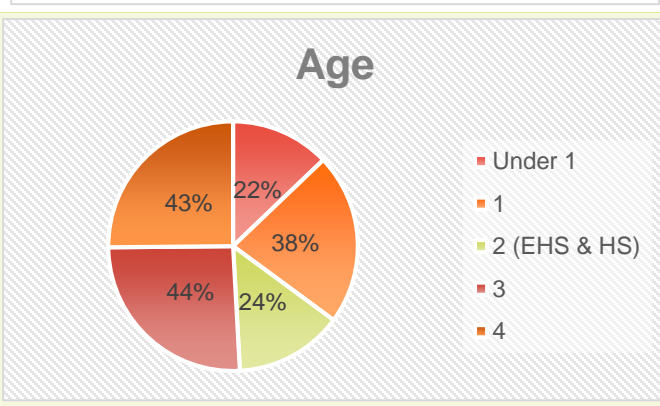
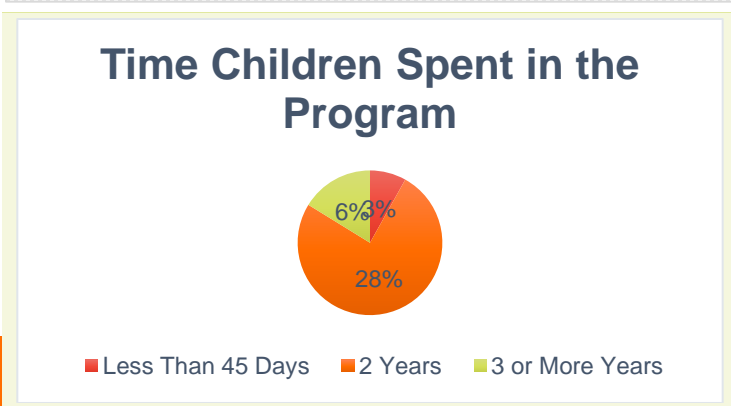
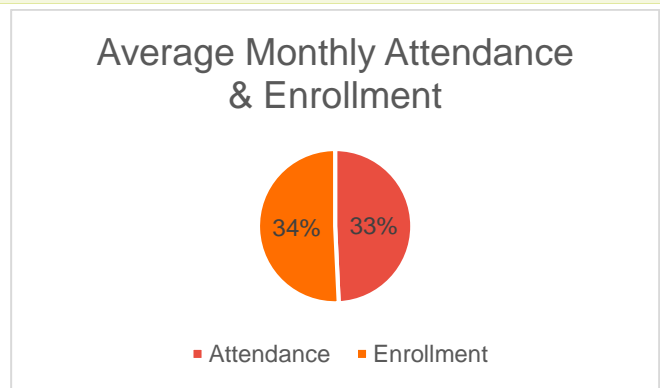
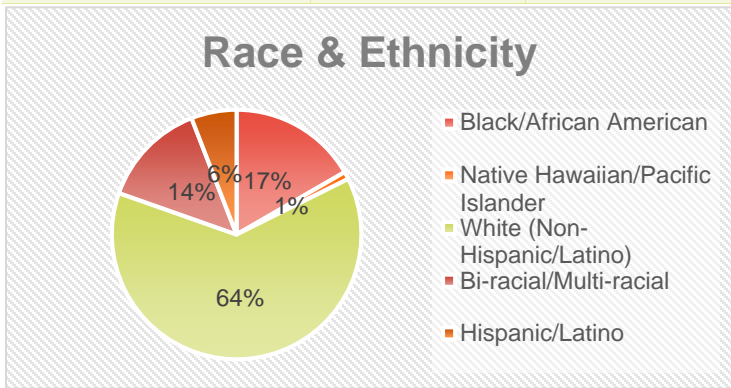
Number of Children that Transitioned to Kindergarten	116
Number of Families that Transitioned to Head Start	29



# ELIGIBILITY AND ENROLLMENT

Families interested in the Head Start Program must qualify by meeting locally designed requirements. In general, eligibility is based on family income at or below the poverty level. Families with other situations including homelessness, children in foster care, and/or receiving Supplemental Security Income or Temporary Assistance are also eligible. Below is the 2022-2023 School Year demographics for eligibility & enrollment.

	Funded	Served	Eligibility
Early Head Start	142	195	<b>Income Status</b> <ul style="list-style-type: none"> <li>Public Assist.: 195 (39%)</li> <li>Below 100%: 150 (30%)</li> <li>Foster: 48 (10%)</li> <li>100 &lt; 130%: 39 (8%)</li> <li>Over Income: 32 (6%)</li> <li>Homeless: 30 (6%)</li> <li>Blank: 0 (0%)</li> </ul>
Head Start	330	299	
<b>TOTAL:</b>	<b>472</b>	<b>494</b>	



# TRANSPORTATION

Transportation is not offered program wide, however Dongola, Egyptian, and Hardin provide transportation through the school district. Transportation also occurs for field trips and special events. Safety is the first priority for all children. Each child is secure in a “car seat” type system. The drivers are thoroughly trained and no child is ever left alone at any time. Parents are provided with bus safety information upon enrolling their child and all children are provided with bus safety lessons and practice bus safety drills. All staff are trained to be bus monitors as well.

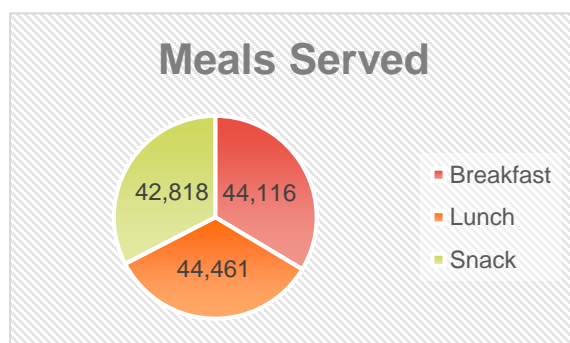
# HEALTH

Healthy children are ready to learn. Head Start/Early Families are connected with medical and dental homes to provide families a continuous accessible source of care to support the child’s healthy development and well-being. In Head Start/Early, staff support families to ensure that children are up-to-date on immunizations, have a current (within one year) physical, and have a current dental exam.

At the end of program enrollment, children had the following:	Head Start	Early Head Start
Health Insurance	100%	99%
Accessible Health Care	100%	98%
Medical Services	89%	67%
Immunization Services	95%	82%
Accessible Dental Care	44%	25%
Preventative Dental Services	70%	77%


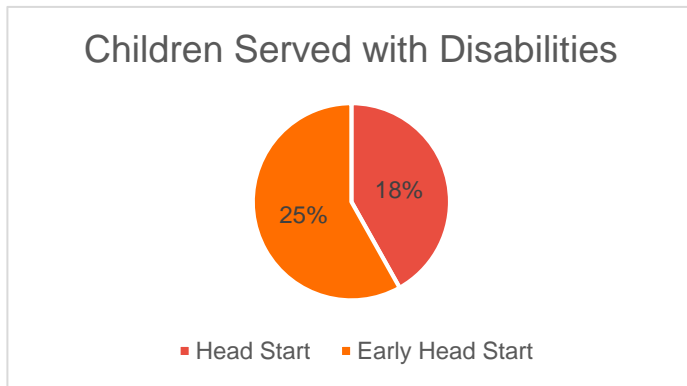
# NUTRITION

At Southern Seven, the meals are nutritious and served family style. Each meal children receive meets two-thirds of the daily nutritional requirements for vitamins and minerals. Children sit at the table with their teacher and are able to serve their own food and have meaningful conversations with each other while they eat. Meals are reimbursed through USDA.



# SOCIAL-EMOTIONAL & DISABILITIES

Children with disabilities are fully involved in regular classroom and center activities. Individual plans are developed that assure all needs are met and that teaching staff are prepared to deliver quality services to the child and the family. The Social-Emotional & Disabilities Specialist works with the four Special Education Cooperatives in our counties to help develop IEP's an assure smooth transition from Head Start to Kindergarten. A close relationship with Child & Family Connections assures that infants and toddlers with IFSP's are served and that all needs are met accordingly. A Mental Health Consultant visits each classroom four times a year to observe the children and consults with parents if they observe any children who would need further evaluation. The consultant also visits with the teachers if they need tips for working with the children.



# EDUCATION & CHILD OUTCOMES

The Early Head Start Program, which serves children ages birth to 3 years, and the Head Start Program, which serves children ages 3 to 5 years, track educational outcomes to assure program effectiveness. Southern Seven uses Desired Results Developmental Profile (DRDP) which is a web-based assessment tool that allows teachers and administrators to monitor each child's progress. Outcomes are monitored in the Fall, Winter, Spring and Summer (for EHS). The data gathered is analyzed and aggregated to determine classroom and individual needs or concerns. The growth is documented and the information is used to assure children receive the most effective classroom learning environment. Parents are provided with updates on their child's progress during Home Visits/Parent-Teacher Conferences. On the following page is the outcomes for the 2022-2023 School Year. Head Start is listed first followed by Early Head Start.

## Educational Goals & Objectives:

- A focus on school readiness assures that children are ready for Kindergarten.
- Children will develop a holistic mastery of skills that will enable them to attain academic success.
- Children will be physically, socially, and emotionally prepared to learn.
- Early and Head Start Staff will develop partnerships with parents that will allow them to participate as an active member in their child's education.





## Approaches to Learning–Self-Regulation (ATL-REG)

The Approaches to Learning skills include attention maintenance, engagement and persistence, and curiosity and initiative. The Self-Regulation skills include self-comforting, self-control of feelings and behavior, imitation, and shared use of space and materials.

	RE	RL	EE	EL	BE	BM	BL	IE
Spring 2023		1%	5%	19%	19%	29%	20%	8%
Winter 2023	0%	0%	10%	28%	24%	25%	11%	2%
Fall 2022		0%	21%	30%	24%	17%	7%	1%

## Social and Emotional Development (SED)

The knowledge or skill areas in this domain include identity of self in relation to others, social and emotional understanding, relationships and social interactions with familiar adults, relationships and interactions with peers, and symbolic and sociodramatic play.

	RE	RL	EE	EL	BE	BM	BL	IE
Spring 2023		1%	5%	13%	26%	23%	21%	10%
Winter 2023	0%	1%	7%	26%	31%	22%	12%	1%
Fall 2022	0%	2%	12%	25%	32%	19%	7%	2%

## Language and Literacy Development (LLD)

The LLD domain assesses the progress of all children in developing foundational language and literacy skills. These skills can be demonstrated in any language and in any mode of communication.

	RE	RL	EE	EM	EL	BE	BM	BL	IE
Spring 2023		1%	4%	1%	12%	31%	27%	15%	8%
Winter 2023			6%	7%	19%	36%	23%	9%	0%
Fall 2022			7%	12%	18%	41%	17%	4%	0%

## Cognition, Including Math and Science (COG)

The Math knowledge or skill areas in this domain include spatial relationships, classification, number sense of quantity, number sense of math operations, measurement, patterning, and shapes. The Science knowledge and skills in this domain include cause and effect, inquiry through observation and investigation, documentation and communication of inquiry, and knowledge of the natural world.

	RE	RL	EE	EL	BE	BM	BL	IE
Spring 2023			20%	40%	40%			
Winter 2023			23%	45%	31%			
Fall 2022			28%	33%	39%			

## Physical Development–Health (PD-HLTH)

The Physical Development knowledge or skill areas in this domain include perceptual-motor skills and movement concepts, gross locomotor movement skills, gross motor manipulative skills, fine motor manipulative skills, and active physical play. The Health knowledge or skill areas in this domain include nutrition, safety, and personal care routines (hygiene, feeding, dressing).

	RE	RL	EE	EM	EL	BE	BM	BL	IE
Spring 2023			2%	1%	10%	27%	25%	20%	14%
Winter 2023		0%	2%	2%	23%	30%	25%	11%	5%
Fall 2022			3%	4%	28%	33%	19%	9%	4%

## English Language Development (ELD)

The ELD developmental continua assesses English language and literacy development for children who arrive at preschool or kindergarten from homes where a language other than English is used.

	Discovering Lang.	Discovering English	Exploring English	Developing English	Building English	Integrating English
Spring 2023			6%	12%	24%	58%
Winter 2023			7%	13%	20%	60%
Fall 2022	7%	7%	13%	7%	13%	53%

## Approaches to Learning–Self-Regulation (ATL-REG)

The Approaches to Learning skills include attention maintenance, engagement and persistence, and curiosity and initiative. The Self-Regulation skills include self-comforting, self-control of feelings and behavior, imitation, and shared use of space and materials.

	RE	RL	EE	EL	BE	BM	BL	IE
Summer 2023		13%	32%	33%	21%			
Spring 2023		6%	32%	42%	20%			
Winter 2023	1%	19%	41%	31%	8%			
Fall 2022	7%	22%	56%	11%	4%			

## Social and Emotional Development (SED)

The knowledge or skill areas in this domain include identity of self in relation to others, social and emotional understanding, relationships and social interactions with familiar adults, relationships and interactions with peers, and symbolic and sociodramatic play.

	RE	RL	EE	EL	BE	BM	BL	IE
Summer 2023		12%	28%	32%	28%			
Spring 2023	1%	8%	23%	42%	25%			
Winter 2023	3%	16%	34%	36%	11%			
Fall 2022	11%	13%	50%	20%	6%			

## Language and Literacy Development (LLD)

The LLD domain assesses the progress of all children in developing foundational language and literacy skills. These skills can be demonstrated in any language and in any mode of communication.

	RE	RL	EE	EM	EL	BE	BM	BL	IE
Summer 2023	1%	9%	25%	13%	13%	37%			
Spring 2023		11%	16%	14%	29%	30%			
Winter 2023	3%	15%	20%	30%	19%	14%			
Fall 2022	8%	18%	42%	11%	8%	12%			

## Cognition, Including Math and Science (COG)

The Math knowledge or skill areas in this domain include spatial relationships, classification, number sense of quantity, number sense of math operations, measurement, patterning, and shapes. The Science knowledge and skills in this domain include cause and effect, inquiry through observation and investigation, documentation and communication of inquiry, and knowledge of the natural world.

	RE	RL	EE	EL	BE	BM	BL	IE
Summer 2023	3%	13%	28%	35%	21%			
Spring 2023	1%	13%	26%	44%	16%			
Winter 2023	10%	11%	42%	31%	7%			
Fall 2022	9%	23%	45%	14%	4%			

## Physical Development–Health (PD-HLTH)

The Physical Development knowledge or skill areas in this domain include perceptual-motor skills and movement concepts, gross locomotor movement skills, gross motor manipulative skills, fine motor manipulative skills, and active physical play. The Health knowledge or skill areas in this domain include nutrition, safety, and personal care routines (hygiene, feeding, dressing).

	RE	RL	EE	EM	EL	BE	BM	BL	IE
Summer 2023	1%	3%	8%	19%	33%	36%			
Spring 2023	1%	4%	7%	17%	44%	26%			
Winter 2023	6%	7%	11%	10%	49%	17%			
Fall 2022	7%	13%	4%	28%	38%	9%			

The vertical line represents the median score for the group. RE = Responding Earlier, RL = Responding Later, EE = Exploring Earlier, EM = Exploring Middle, EL = Exploring Later, BE = Building Earlier, BM = Building Middle, BL = Building Later, IE = Integrating Earlier

# Audit, Fiscal & Monitoring

Beussink, Hey, Roe, & Stroder, L.L.C. will conduct the annual financial audit for the year ending June 30, 2023 in October, 2023. Southern Seven Health Department strives to remain in compliance with the requirements described in the U.S. Office of Management Budget (OMB) Circular A-133.

Grand Total: \$6,954,390				Average Salaries	
Contractual	\$668,774	Donations	\$13,485	Administrators (12 month)	\$91,270
Equipment	\$22,931	Space	\$84,751	Directors/Specialist (12 month)	\$50,650
General/Admin.	\$210,669	Volunteers	\$357,199	Head Start Teachers (10 month)	\$33,439
Personnel	\$4,919,449			Early Head Start Teachers (12 month)	\$38,261
Supplies	\$516,235			Teacher Aides (10 month)	\$27,440
Training	\$107,862				
Travel	\$53,035				
<b>TOTAL:</b>	<b>\$6,498,955</b>	<b>TOTAL IN-KIND:</b>	<b>\$455,435</b>		

The last monitoring review found the program to be in compliance with Head Start Performance Standards. The Federal Monitoring includes a series of events that will take place during the five-year grant cycle. These include a Focus Area 1 & 2 Review and a CLASS Review. The Focus Area 2 Review took place in March, 2022. Interviews were conducted with parents, Head Start Service Team and Administrators, Head Start Policy Council, and Southern Seven Health Department's Board of Health. The issues identified were related to staff qualifications and has been rectified.

